



Pupil Premium Statement 2018-19

What is the Pupil Premium Grant (PPG)?

The aim of the Pupil Premium Grant is to support schools in raising the achievement of their most disadvantaged pupils. More specifically, it is hoped that these pupils will benefit from increased social mobility and have improved chances of accessing higher education. Schools are free to spend the Pupil Premium Grant as they see fit.

National research shows that children who have been eligible for Free School Meals, at any point in their school career, have consistently lower educational attainment than those who have never been eligible.

It is also worth noting that St Philip's pupils claiming Free School Meals and those who are looked after already fall into other groups, such as pupils with Special Educational Needs that are also vulnerable to underachievement. It is, therefore, pertinent for the school to consider wide ranging strategies, when planning effective intervention, to maximise the impact of this funding for PPG pupils.

The Pupil Premium Grant is paid to Academies via the Education Funding Agency (EFA). The funding is calculated using the January School Census and 'Children Looked After' Data Returns.

Who is eligible for the Pupil Premium Grant?

| Disadvantaged pupils | Pupil premium per pupil |
|---|--------------------------------|
| Pupils in year groups reception to year 6 recorded as Ever 6 free school meals | £1,320 |
| Pupils in years 7 to 11 recorded as Ever 6 FSM | £935 |
| Looked-after children (LAC) defined in the Children Act 1989 as one who is in the care of, or provided with accommodation by, an English local authority | £2,300 |
| Children who have ceased to be looked after by a local authority in England and Wales because of adoption, a special guardianship order, a child arrangements order or a residence order | £2,300 |
| Service children | Pupil premium per pupil |
| Pupils in year groups reception to year 11 recorded as Ever 6 service child or in receipt of a child pension from the Ministry of Defence | £300 |

In the 2018 to 2019 financial year, schools will receive the following funding for each child registered as eligible for free school meals at any point in the last 6 years:

- £1,320 for pupils in reception year to year 6
- £935 for pupils in year 7 to year 11

Free school meals may be provided to pupils if their parents are receiving any of the following benefits:

- income support
- income-based job seeker's allowance
- income-related employment and support allowance
- the guarantee element of state pension credit
- support under part 6 of the Immigration and Asylum Act 1999
- child tax credit (but not working tax credit) and have an annual income of less than £16,190
- working tax credit run-on – paid for four weeks after you stop qualifying for working tax credit
- universal credit

Schools will also receive £1,900 for each pupil who has left local-authority care because of 1 of the following:

- adoption
- a special guardianship order
- a child arrangements order
- a residence order

Overview of St Philip's School

| 2018-19 | Eligible Pupils | Unit Value | Annual Allocation |
|--|-----------------|--------------|-------------------|
| Pupils in year groups reception to year 6 recorded as Ever 6 or free school meals | 5 | £1,320 | £6,600 |
| Pupils in years 7 to 11 recorded as Ever 6 or FSM | 55 | £935 | £51,425 |
| Looked-after children (LAC) defined in the Children Act 1989 as one who is in the care of, or provided with accommodation by, an English local authority | 3 | £2,300 | £6,900 |
| Children who have ceased to be looked after by a local authority in England and Wales because of adoption , a special guardianship order, a child arrangements order or a residence order | 5 | £2,300 | £11,500 |
| Pupils in year groups reception to year 11 recorded as Ever 6 service child or in receipt of a child pension from the Ministry of Defence | 0 | £300 | 0 |
| Post 16 student who were classified as FSM | 6 | 0 | 0 |
| | | Total | £76,425 |

Success Criteria for PPG pupils

- The rate of progress of PPG pupils matches that for non-PPG pupils or is not significantly different
- The 'attainment gap' between PPG pupils and non-PPG pupils is not significant
- Attendance of PPG pupils at least matches the rest of the school or is not significantly different, given that the school's attendance is above that of special schools nationally and equates well with mainstream secondary schools.
- The parents/carers of PPG pupils are engaged with the school and their attendance at Parent's Evenings and Annual Review meetings is in line with the rest of the school.
- Participation in school extra-curricular activities (including sporting events, clubs and residential journeys) is monitored and matches the rest of the school.
- PPG pupils are not overly represented in exclusion or negative behaviour (homophobic/racist incidents) data.

How does St Philip's School monitor the impact of the Pupil Premium Grant?

The school will:

- Track the progress and attainment of PPG pupils, every term, and compare this to the rest of their cohort.
- Monitor PPG pupil absences every half term and support families to improve attendance.
- Identify and record additional interventions put in place for PPG pupils, if required, and evaluate their effectiveness on a termly basis.
- Monitor attendance of parents/carers of PPG pupils at Annual Review meetings
- Report all racist/homophobic /serious incidents and exclusion data to Governors every term and identify whether any involve PPG pupils.
- Record and analyse negative incidents and compare the number of incidents involving PPG pupils to the rest of the school.

How does St Philip's School use the Pupil Premium Grant?

Good teaching can, and does, narrow gaps in attainment. To improve outcomes for learners who are vulnerable and/or underachieving, St Philip's School has developed a child centred provision that is linked to good specialist pedagogy, effective on-going assessment and appropriate and timely intervention.

St Philip's School provides access to the following:

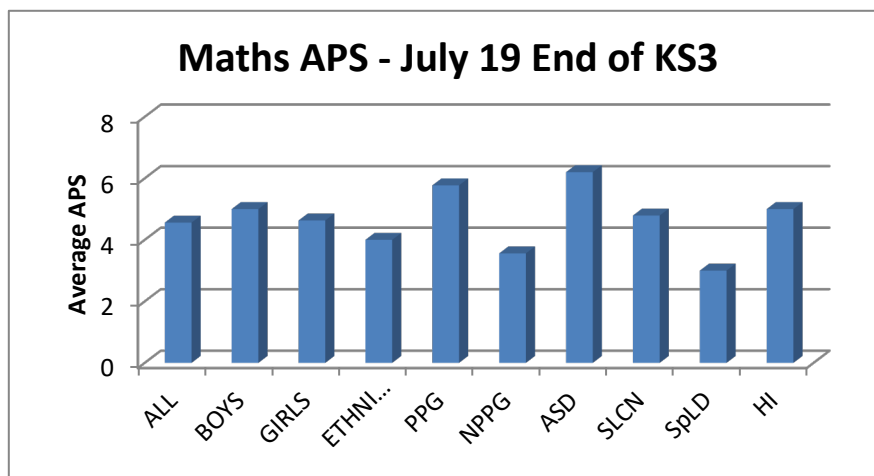
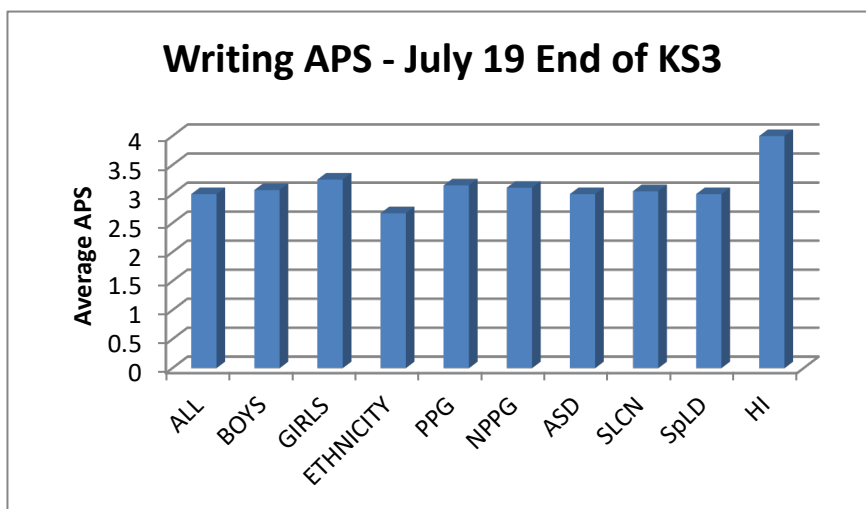
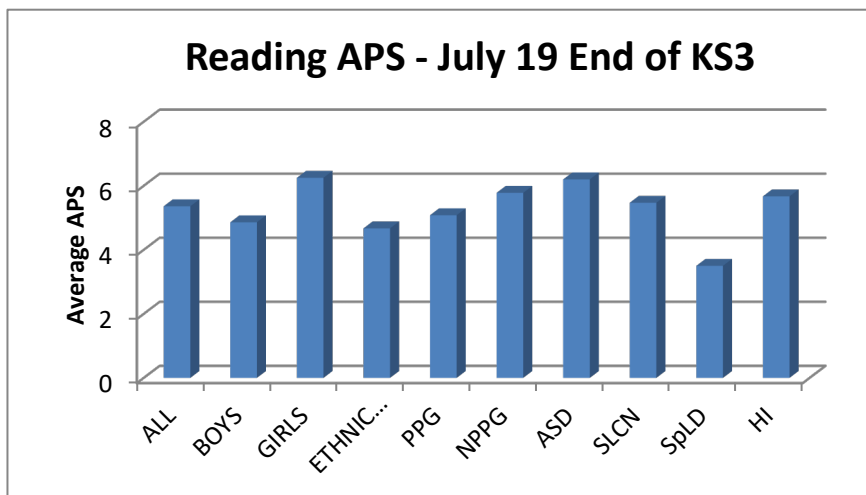
- A well-being and emotional support team to provide bespoke interventions and guidance for pupils and their families on a range of matters such as behaviour management, access to social and leisure activities in the community, referrals to and accompanying parents or carers to external agency meetings, assistance with the application for relevant benefits and support with housing issues. **Estimated contribution £23,000 (25% of the total cost of the department)**
- A range of therapeutic interventions including drama therapy, play therapy, family therapy, 'drawing and talking' and Lego therapy. **Estimated cost £33,000 (20% of the total cost of the department)**
- A multi-agency education and health team that provides enhanced support for pupils and their families with issues such as safety on the internet (on-line gaming, social media and pornography), body image, puberty, healthy and unhealthy relationships, sexual health and healthy eating.

- Fortnightly support from an Educational Psychologist who uses evidence based research to support pupils' learning across a wide range of needs. **Estimated cost £2,000 (10% of the SLA)**
- A free breakfast club. **Estimated cost £500 (50% of total cost)**
- Full payment or subsidised payment for school trips and residential journeys. **Estimated cost £2000 (100% of total cost)**
- Free After School Clubs where necessary. **Estimated cost £300 (100% of total cost)**
- Free school uniform/shoes, including PE kit, if required. **Estimated cost £200 (100% of total cost)**
- Staffing to facilitate attendance at dental and/or optician appointments. **Estimated cost £500 (100% of total cost)**
- Supported personalised timetables (if necessary) to maintain engagement with education and offset any potential dis-affectation. **Estimated cost £5000 (Calculated per individual)**
- 1:1 independent travel training. **Estimated cost £5000 (Calculated per individual)**
- Access to the 'Read and Write Gold' and Clicker software package to support extended writing tasks and completion of externally set exams.
- A Literacy Learning Support Assistant to implement individual and small group interventions, both in the classroom and as additional sessions. **Estimated cost £5000 (50% of total cost)**

Evaluation of outcomes at St Philip's School

- There are no significant gaps in attainment and progress between PPG pupils and non PPG pupils. *(see Appendix 1a)*
- The school consistently maintains a low number of exclusions. In the year 2018-19 only eight pupils received fixed term exclusion. Of these, there were PPG pupils who lost four days of school. *(see Appendix 2)*
- The attendance of parents/carers of PPG pupils at Parent's Evenings and Annual Review meetings matches the rest of the school. *(see Appendix 3)*
- The school has very few incidents of racism. Of the 7 racist incidents in 2018-19, 4 PPG pupils were the perpetrators. *(see Appendix 4)*
- The attendance of LAC pupils (98%) was above the school average of (92%); the attendance of FSM + Ever 6 pupils was 86% and therefore above the national average *(See Appendix 5)*
- No PPG pupil was NEET on exit from the school in July 2019.

APPENDIX: 1 PROGRESS



APPENDIX 2: EXCLUSIONS

| | Number of individual pupils excluded | Number of excluded pupils entitled to FSM |
|----------------|--------------------------------------|---|
| 2018-19 | 8 | 3 |

APPENDIX 3: PARENT/CARER ATTENDANCE AT PARENTS' EVENINGS and ANNUAL REVIEWS

| | | |
|------------------------------|-----------------------|-------------------------|
| 2018-19 | PPG Parent Attendance | Other Parent Attendance |
| Parent/Carer Evenings | 71% | 71% |
| Annual Reviews | 92.5% | 93.0% |

APPENDIX 4: NEGATIVE BEHAVIOUR

| | | | | |
|----------------|------------------------|-------------------------------------|-------------------|--------------------------------|
| RACIST | Number of perpetrators | No. of perpetrators entitled to PPG | Number of victims | No. of victims entitled to PPG |
| 2018-19 | 7 | 4 | 7 | 3 |

| | | | | |
|-------------------|------------------------|-------------------------------------|-------------------|--------------------------------|
| HOMOPHOBIC | Number of perpetrators | No. of perpetrators entitled to PPG | Number of victims | No. of victims entitled to PPG |
| 2018-19 | 0 | 0 | 0 | 0 |

APPENDIX 5: ATTENDANCE

- Whole school

| | | | |
|----------------------|------------|--------------------|----------------------|
| | Attendance | Authorised absence | Unauthorised absence |
| 4/9/2018 – 20/7/2019 | 91.95% | 6.46% | 1.59% |

- Attendance of LAC pupils

| | | | |
|----------------------|------------|--------------------|----------------------|
| | Attendance | Authorised absence | Unauthorised absence |
| 4/9/2018 – 20/7/2019 | 97.9% | 2.1% | 0% |

- Attendance of FSM + Ever 6 pupils

| | | | |
|----------------------|------------|--------------------|----------------------|
| | Attendance | Authorised absence | Unauthorised absence |
| 4/9/2018 – 20/7/2019 | 86.4% | 8.3% | 3.4% |